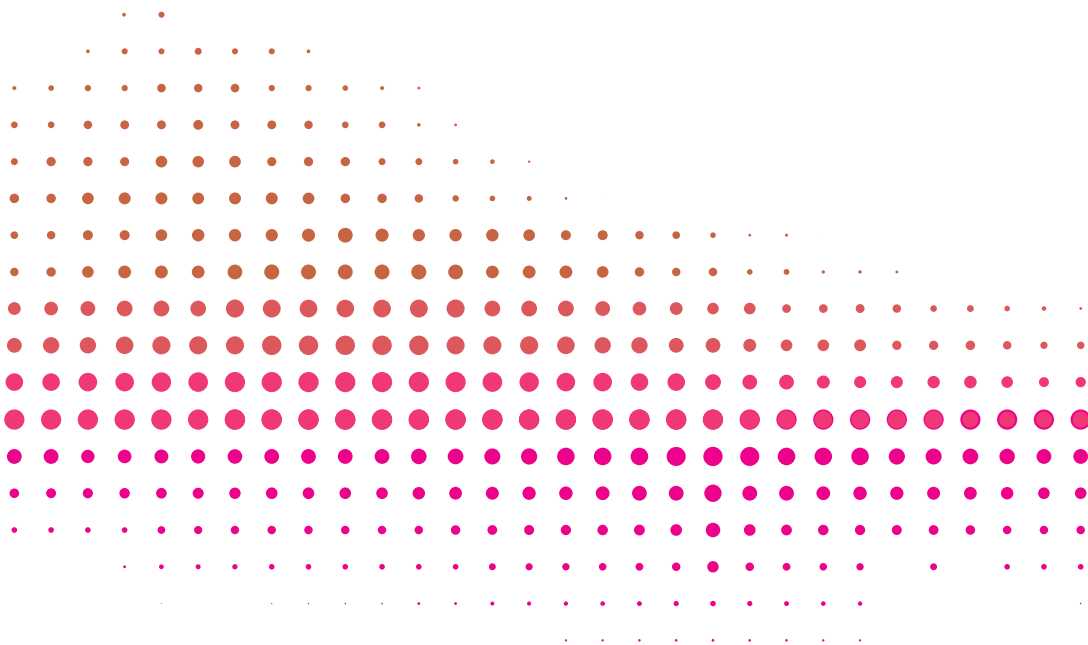


ESHRE  
2016

32<sup>nd</sup> Annual Meeting of the European  
Society of Human Reproduction  
& Embryology

Helsinki, Finland  
July 3<sup>rd</sup>-6<sup>th</sup>, 2016



# INVITATION

## IBSA Satellite Symposium

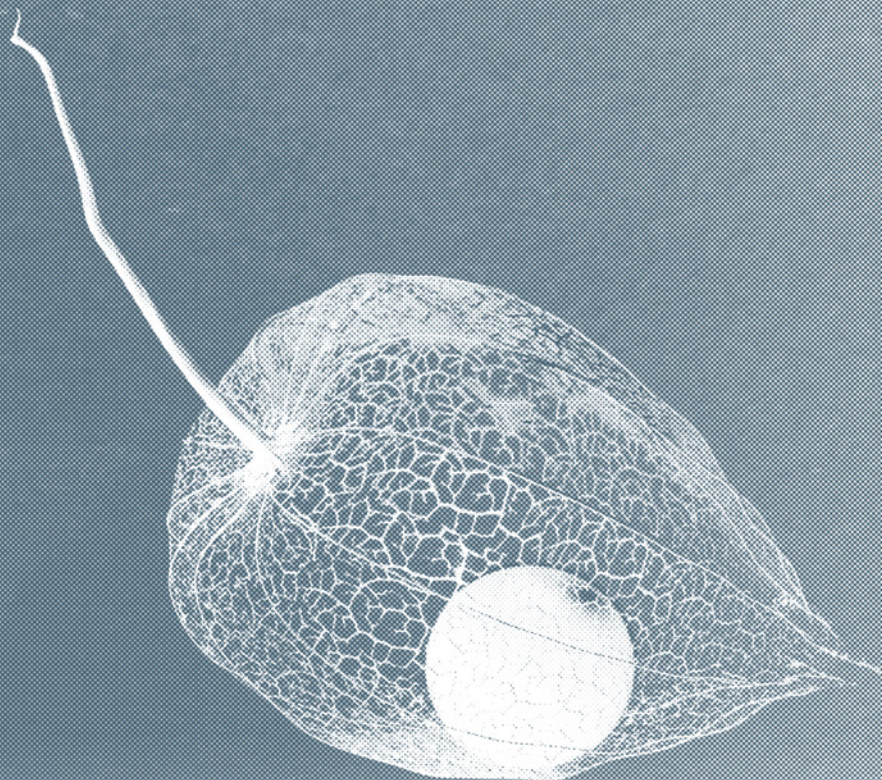
Tuesday, July 5<sup>th</sup>, 2016

11.45-13.00

Venue: Hall 1



Evidence of life



---

**IBSA Satellite Symposium**

## **Clinical expertise in managing outliers in ART**

**Tuesday, July 5<sup>th</sup>, 2016**

**11.45-13.00**

**Venue: Hall 1**


# PROGRAM

Chairmen: **P. Barri** (Spain) – **C.Y. Andersen** (Denmark)

11.45	Welcome and introduction
11.50-12.10	<b>Screening and handling of hypothyroidism in women seeking pregnancy</b> <i>Pregnancy per se and ovarian stimulation for IVF may disturb thyroid function. Pre-conceptional and early gestation screening for frank and subclinical hypothyroidism, as well as monitoring of thyroid function during ovarian stimulation, allows optimal hormonal substitution, in order to avoid maternal and fetal adverse outcomes.</i> <b>B.C. Tarlatzis</b> (Greece)
12.10-12.30	<b>Confronting concerns for under-response in COS</b> <i>Overview of the prediction of under-response to ovarian stimulation, how that might be improved, and of current and future treatment strategies that might be used to improve response and outcome.</i> <b>R.A. Anderson</b> (United Kingdom)
12.30-12.50	<b>Confronting concerns for over-response in COS</b> <i>Overview of how to predict an over response to ovarian stimulation, as encountered in women with polycystic ovaries, and options for the management of excessive response in order to minimise risk and improve outcome.</i> <b>A. Balen</b> (United Kingdom)
12.50-13.00	Discussion and conclusion
13.00	End of session







*Inspired by nature*



FERTILITY



GENETICS



ENDOCRINOLOGY



URO-GYNECOLOGY

Sponsored by:

**IBSA Institut Biochimique SA**  
Via del Piano 29, 6915 Lugano, Switzerland  
[www.ibsa-international.com](http://www.ibsa-international.com)



Evidence of life