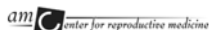


## Risk factors for high order multiple births following artificial insemination

ESHRE Genk, Belgium, 15 December  
A.J. Bensdorp



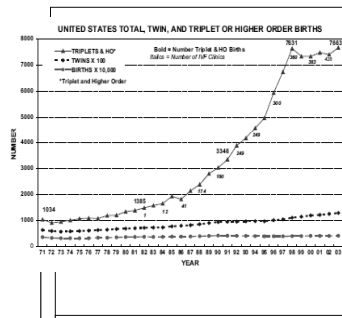
## High order multiples; prevalence

- Hellin's Law
  - The principle that twins occur once in  $89^1$  births, triplets once in  $89^2$  births, and quadruplets once in  $89^3$  births.
- Spontaneous
  - Triplets  $1/7925^1$
  - Quadruplets  $1/600.000^1$

Petrikovsky 1989, Colins & Blye I, 3 Seoud, Practice Committee of ASRM, 2006, Verberg 2007

## Trends in multiples

- Last decades increase
  - Number of Twins 52% (68.399 to 104.137)
  - Number of HOMP's 404% (1377 to 6727)
  - Infertility treatments account for 75% HOMP
  - Exact numbers from IUI unknown



Dickey Fertility Sterility, 2007

## Maternal & Neonatal Morbidity

Outcome	Triplet versus Twin Adjusted* Odds Ratio (95% CI )	Quadruplet versus Twin Adjusted* Odds Ratio (95% CI)
Gestation Hypertension	1.19 (1.09-1.31)	1.35 (1.00-1.83)
Eclampsia	1.69(1.46-1.94)	1.67(0.99-2.83)
Diabetes Mellitus	1.64(1.51-1.78)	1.97(1.47-2.64)
PROM **	1.53 (1.43-1.64)	1.74(1.36-2.23)
Cesarean Delivery	6.55 (6.15-6.97)	7.38 (5.74-9.47)
Birth < 29 weeks	3.76 (3.55-3.97)	7.96 (6.71-9.44)
Infant death of ≥ babies	3.02 (2.77-3.29)	4.07 (3.06-5.41)

\*Adjusted for confounding factors; maternal race, age, smoking, parity, marital status, education, prenatal care visit

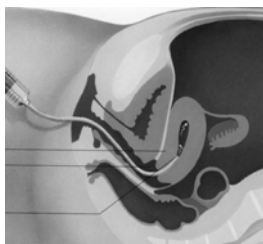
\*\*PROM; premature rupture of membrane *Luke AJOG, 2008, Wen AJOG, 2004*

## Financial Consequences

- Medical costs during pregnancy
- Obstetric care costs compared to singletons
  - 4.5 fold higher for triplets, 7 fold higher for quadruplets
- Higher perinatal costs
  - Dysmaturity and prematurity
    - Costs ELBW (<1000g);US £39483, outside US £29.757
    - Costs VLBW (1000-1499g); US £22541,outside US £ 14.968
  - Hospitalization
    - Neonatal 4.6 days (singleton) → 10.0 days (HOMP)

*Ombelet Human Reproduction Update2005, Mugford& Henderson RCOG 1995*

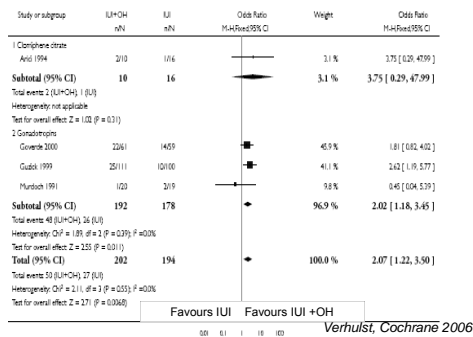
## IUI



- Intrauterine insemination
  - Placing the catheter past the ostium internum cervix
  - Inject worked up semen
- Pregnancy rates
  - 20-30% after 6 cycles
  - 20% multiples

## IUI OH

Analysis 1.1. Comparison 1 IUI in natural cycle versus IUI in a stimulated cycle, Outcome 2 Live birth rate per couple (all cycles).



## Artificial insemination

Prevalence	2001	2004
Countries	15	19
Cycles	52939	98388
Pregnancies (%)	6696 (12.6)	12216 (12.4)
Singleton (%)	5826 (88.8)	10499 (86.9)
Multiples (%)	732 (11.2)	1582 (13.1)

• No data available specifically for Higher Order Multiple Pregnancies

ESHRE Capri Workshop Group, Human Reproduction Update 2009

## Risk factors for HOMP

- Initial dose of gonadotropin
- Number of follicles
- Early cycles number
- Cumulative effect of age, follicle number, E2 concentration

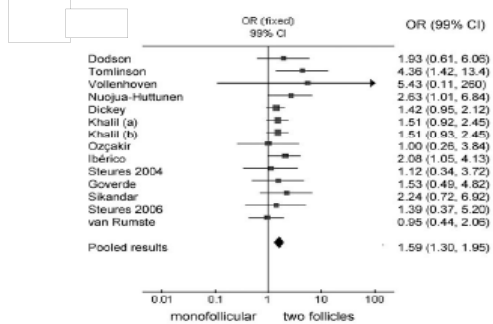
Dickey Fertility Sterility 2009

## Initial dose of gonadotrophins

- Thompson 1970;
  - No multiple pregnancies or HOMB if startdose 75 IU hMG compares with 13% twins and 4.8% HOMB with 150 IU hMG

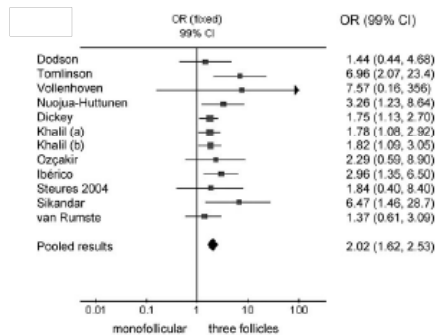
Gleicher NEJM, 2000

## Follicles (pregnancy rates)



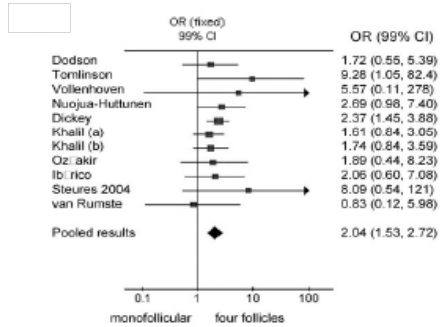
Van Rumste Human Reproduction Update 2008

## Pregnancy Rates; three follicles



Van Rumste Human Reproduction Update 2008

## Pregnancy Rates; Four follicles



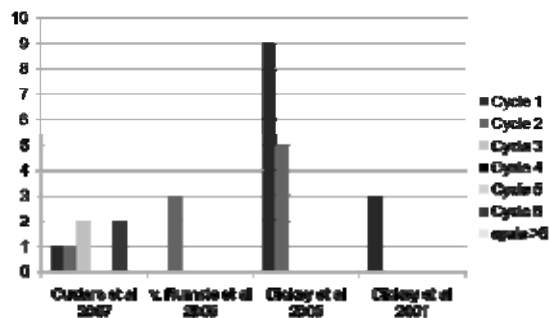
Van Rumste Human Reproduction Update 2008

## Follicles (HOMP)

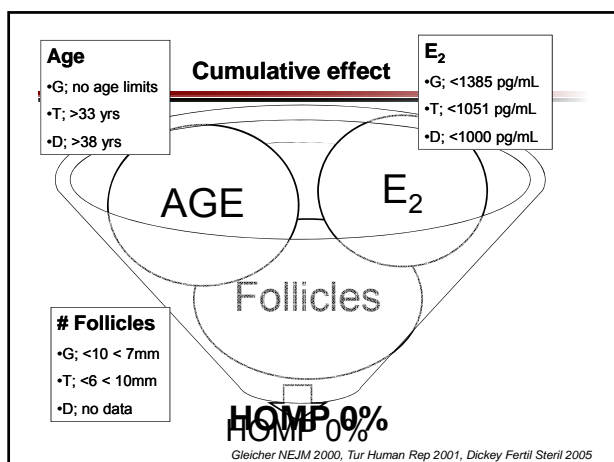
- Multiple Pregnancy rate increased
  - Odds Ratio 2 follicles 1.7 (99% CI 0.8-3.6)
  - Odds Ratio 3 follicles 2.8 (99%CI 1.2-6.4)
  - Odds Ratio 4 follicles 2.3 (99% CI 0.9-5.9)

Van Rumste Human Reproduction Update 2008

## Early cycles of IUI



Dickey Fertility Sterility 2009




---

---

---

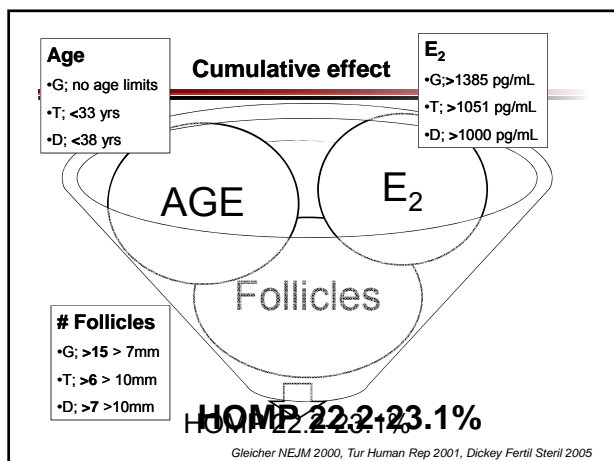
---

---

---

---

---




---

---

---

---

---

---

---

---

## Primary prevention HOMP

- Avoiding unnecessary treatments is the best way to prevent HOMP
- Low dose of gonadotrophins
- Use of CC

---

---

---

---

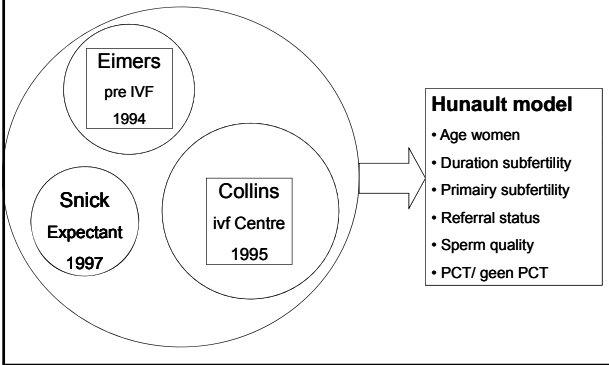
---

---

---

---

# Prediction Model



---

---

---

---

---

---

---


---

Human Reproduction Vol.22, No.2 pp. 636-642, 2007  
Advance Access publication September 22, 2006

doi:10.1093/humrep/del378

## Pregnancy is predictable: a large-scale prospective external validation of the prediction of spontaneous pregnancy in subfertile couples\*

J.W.van der Steeg<sup>1,2,3,8</sup>, P.Steures<sup>1,2,3</sup>, M.J.C.Eijkemans<sup>1</sup>, J.D.F.Habbema<sup>1</sup>, P.G.A.Hompes<sup>3</sup>, F.J.Broekmans<sup>4</sup>, H.J.H.M.van Dessel<sup>5</sup>, P.M.M.Bossuyt<sup>6</sup>, F.van der Veen<sup>2</sup> and B.W.J.Mol<sup>2,7</sup> on behalf of CECEKM study group<sup>†</sup>



---

---

---

---

---

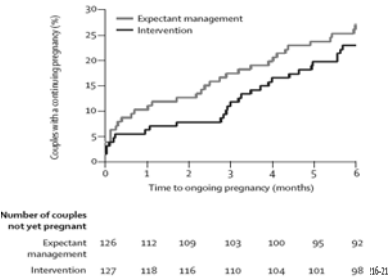
---

---

---

## Intrauterine insemination with controlled ovarian hyperstimulation versus expectant management for couples with unexplained subfertility and an intermediate prognosis: a randomised clinical trial

Pieternel Steures, Jan Willem van der Steeg, Peter G.A.Hompes, J.D.F.Habbema, Marinus J.C.Eijkemans, Frank J.Broekmans, Harold R.Vanhoose, Patrick M.M.Bossuyt, Fokko van der Veen, Ben W.J.Mol, for the Collaborative Effort on the Clinical Evaluation in Reproductive Medicine\*



---

---

---

---

---

---

---

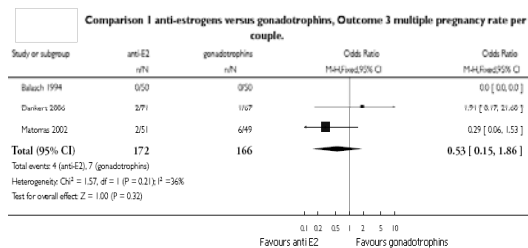
---

## Low dose of gonadotrophins

Study	Clinical PR/ Cycle(%)	Frequency HOMP (%)	Cancel criteria
Balasch et al, 1994	12.8	0.0	No
Cohlen et al, 1998	13.2	0.0	Yes
Sengoku et al, 1999	14.3	0.0	No
Goverde et al, 2000	8.7	0.0	Yes
Ragni et al, 2004	20.0	0.0	Yes
Gerli et al, 2004	12.3	0.0	Yes
Papageorgiou 2004	10.4	0.4	Yes
Tur et al 2005	10.1	0.7	No
Tur et al 2005	14.0	2.4	Yes
Ragni et al 2006	9.2	0.0	Yes
<b>Total all studies</b>	<b>11.1</b>	<b>1.0</b>	<b>Yes/No</b>
<b>Total all studies</b>	<b>10.2</b>	<b>0.3</b>	<b>Yes</b>

Ragni, Fertility and Sterility, 2006

## Clomiphene citrate



Cantineau Cochrane, 2007

## Secondary Prevention HOMP

- Cancellation
  - Grafiek over cancellation
- Aspiration of supernumary follicles
- Coasting
  - Ineffective for IUI
- Conversion to IVF
  - Unanticipated costs
- Multifetal pregnancy reduction (MFPR)

Dickey 2009, Evans 2004, Callahan 1994, Ukman 1992, Hazout 1984,



## Summary

- Higher order multiples are a major problem in artificial insemination
- Consider expectant management for couples with a good prognosis
- With mild stimulation protocols and extensive monitoring higher order multiples can easily be prevented

---

---

---

---

---

---

---

## Not too many please....



---

---

---

---

---

---

---